



West Michigan Woodworkers Guild

November 2019

Newsletter

President's Corner

By Les Derusha

Next Meeting

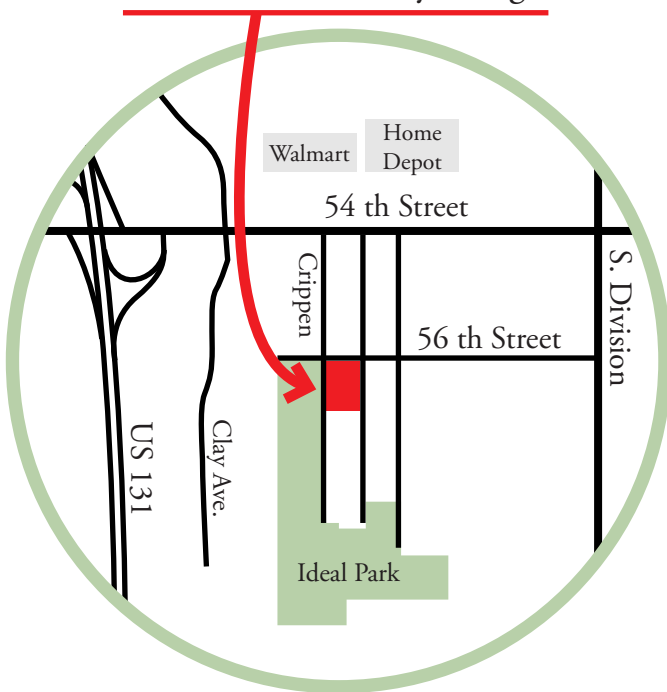
Tuesday, November 12, 2019

7:00 PM to 9:30 PM

Ideal Park Christian Reformed

Church Activity Center

320 56th Street SW, Wyoming MI



“You won’t live long enough to make all the mistakes yourself, you’re going to need some help”.

That’s what were here for, to provide that help! In the Online Era, some might ask “what is the point of being part of a woodworkers guild if I can just look everything up on YouTube?” While it is true that you can learn a lot from online sources, there is no substitute for sharing knowledge in person and being able to ask questions from others who have traveled the same learning path as you.

The value of our guild meetings is walking away with first-hand information, be it new techniques, tools, materials, or mistakes to avoid. Information can come from Show and Tell, Cool Tools with Dale Smith, General Discussion or the Main Presentation. Even casual conversation with others often yields some insight that you wouldn’t get anywhere else.

We are closing in on 100+ members with a wide variety of skills and experience. To get the benefit of this information you have to be there and participate. And although people often downplay their own ability to contribute, chances are that someone out there may just be looking for information that YOU have.

Woodworking can sometimes be a very solitary pursuit, but it doesn’t have to be.

Bring a friend to the next meeting!

See you on Tuesday, November 12th , show up to talk to someone!

November 12, 2019 Meeting agenda

Welcome to guests & returning members

Guild business discussion

- Membership dues reminder \$20 now or \$25 after January 1, 2020.

Short break

Demonstrations — Titebond Seminar, presented by Bob Behnke.



Bob Behnke, Technical Service Mgr. of Franklin International, will present a two hour application seminar on the use of Titebond Adhesive Products as the main presentation at our Guild meeting. Spread the word!

This is a FREE event and everyone is welcome. In order to make appropriate accommodations we need to know how many are planning to attend.

Please contact John Pflug,

Program Director of the West Michigan Woodworkers Guild :

johnpflug2@gmail.com

616-581-6694

Ever wondered just what glue is? How does it work? When should one glue be used and not another? Why isn't my glue holding like it should? There is a lot more to glue than simply squeezing some out and sticking things together. Come, learn, and improve your craft.

Copies of this newsletter are sent out to key members of every Woodworking, Wood Turning, and Wood Carving Guild or Group we know of in the lower peninsula of Michigan. ALL members of these Guilds and Groups are invited to attend this great seminar as our guests.

Please note : Due to the special Titebond presentation, the November 12 meeting will not have Show & Tell, Cool Tools, or the Raffle.

Upcoming presentations

December 10, 219 — Marquetry by Phil Miclea

For as long as recorded history, people have been using stones, metals, and woods as inlay and decoration. The modern veneer marquetry that woodworkers and craftspeople use today has its origins in 16th century Italy. Come to the December 10, 2019 meeting to learn more about this intriguing craft.

marquetry noun

mar·que·try | \ 'mär-kə-trē \

variants: *or less commonly* **marqueterie**

Definition of *marquetry*

: decorative work in which elaborate patterns are formed by the insertion of pieces of material (such as wood, shell, or ivory) into a wood veneer that is then applied to a surface (as of a piece of furniture)

*From Merriam-Webster.com

From the October meeting

If you missed the October 8 meeting, Case Vander Maas gave a presentation on spray finishing. There were so many tips and tricks talked about, it would be impossible to give a full run-down, but here are a few of the highlights :

“The size of the needle (in the spray gun) is dependent on the material, not the job.”

Just the opposite of James Bond who likes his martinis ‘Shaken, not stirred,’ Case likes his finish “Stirred, not shaken.”

“Always start spraying to the side of a piece because the material stuck in the nozzle will glob out.”



Guild clothing update

By Mitch Hooglund

Guild shirts and hats are now available for ordering starting during the November 12, 2019 meeting. Take a look below at the available options and prices. Ordering sooner rather than later will help us get a handle on the order size.

Mitch Hooglund will be handling this process so if you want to write a check, don't make it out to the Guild, talk with Mitch.



Long Sleeve T-shirt

\$15



Short Sleeve Pocket T-shirt

\$13



Washed Pigment Dyed Cap with Patch

\$15

*Please note the cap will have an embroidered logo, not a sewn-on patch.



Sport-Tek Polo

\$20

October meeting Show & Tell



Steve Hicks brought in two handy tools he had built. These stair-stepped handles work well for maneuvering parts on the band saw while keeping your fingers well away from danger. Thanks for bringing them and giving us great ideas. (I will be building a set of these for myself!)



To say that Tom McDonald has a knack for finding hidden gems at estate sales would be a huge understatement. The maker's mark on this chisel stopped being used in 1880, so the metal is over 140 years old and still sharpens to a razor's edge. Tom turned a new handle and it is ready to go. Nice work!

As a side note, Tom's find reminds us that some of the highest quality steel for tools comes from the 19th to mid 20th century. Garage and estate sales can be like treasure hunting.





Rob brought a birdhouse he had made as well as showed pictures of a flip-top mobile workstation for his spindle sander and planer. If you have limited space, a table like this can be really handy.

EST 1928

WOODCRAFT®

**4265 28th Street SE
Grand Rapids, MI 49512
616-975-9663**

Get a free monthly flyer which highlights their Product Specials, Training Classes and in Store Demonstrations.'

*To receive free mailers and catalogs, contact WOODCRAFT at the address shown above or email the Grand Rapids Woodcraft Store Manager.
woodcraft550@gmail.com*

TONTIN

HARDWOODS & MILLWORKS

Retail & Wholesale Lumber Sales

565 Godfrey SW
Grand Rapids, MI 49503

Jeremy Stokes
General Manager

616-774-9332

jeremy@tontingr.com
www.tontingr.com

Dale Smith teaches classes at the local WoodCraft store and brought in one of the projects they did : this segmented box cut with a router. Very nice.



Sam Lacina showed all of us how to vacuum press using poly-ethylene bags. The bags do not last a long time, but it is a very cheap way to try out this method for gluing, especially with wood veneer.



Visit Our New Walk-in Area!

3056 Walker Ridge Drive NW, Suite 'A'
Grand Rapids, MI 49544

616-784-9800

888-826-5528 Hardwoods-Inc.com

10% off listed price to those who show
membership card.

Chris Powers
Warehouse/Inside Sales
616-784-9800

Cpowers@hardwoods-Inc.com



616-534-0701
800-526-7308
616-534-7221 FAX

TUBERGEN
Cutting Tools, Inc.
5252 Division Ave. S., Kentwood, MI 49548


www.tubergen.net sharp@tubergen.net



Jim Jakosh and Steve Babcock showed off their pull-string spinning tops. Amazing just how long one of these will spin (especially when you secretly fill it with lead — Jim!).





Steve DeVries brought in his circle sanding jig for an oscillating spindle sander. This jig allows interior and exterior sanding of circles up to 15" in diameter while keeping your fingers safe — proving the old adage : necessity is the mother of invention.



If you are interested in seeing this jig in action, Steve has made a YouTube video demonstrating its construction and use. The video may be found [HERE](#).



Chris Taylor showed a series of dice holders he was building for board game players. Especially interesting were the various joints and decoration styles he used to build these. Excellent work.



Sanding Belts and Abrasives

Jim Schultz

Phone : 616-846-2550

Grand Haven, Michigan

<http://www.econaway.com/>

Special Pricing for Guild Members!

Craft Supplies USA

THE WOODTURNERS CATALOG

Woodturnerscatalog.com

1-800-551-8876

Provo, Utah 84606

Need a Nametag?

If you have been to a Guild meeting and seen the fancy wooden nametags some people have, you may have wondered : Where can I get one of those?

Talk to Les Derusha and he will set you up. He can be contacted at a meeting or at : President@westmichiganwoodworkers.org

West Michigan Woodworkers Guild Board of Directors

President - Les Derusha

President@westmichiganwoodworkers.org

Vice President - Dale Smith

ahumanoid@hotmail.com

Secretary - Chris Taylor

taylor.christopher.james@gmail.com

Treasurer - Case Vander Maas

case.vm@gmail.com

Program Director - John Pflug

johnpflug2@gmail.com

Newsletter Editor - Steve Devries

newsletter@westmichiganwoodworkers.org

Guild Contact - Tom McDonald

information@westmichiganwoodworkers.org

616-706-8057

Board Members at Large

Patti Dooley

Rosepedal27@comcast.net

Greg Quist

Gquist43@gmail.com

Wayne Veneklasen

wvenekla@att.net

Jim Jakosh

jcj7815@att.net

Mltch Hoogland

mitch.hoogland@gmail.com

Web information

The Guild's Facebook page :
www.facebook.com/groups/wmiwwguild

The Guild's website :
www.westmichiganwoodworkers.org



SHERWIN-WILLIAMS®

Gustavo Diaz, Area Sales Manager

4499 Ivanrest Avenue, SW

Grandville, MI 49418

616-249-8137

sw1757@sherwin.com

FESTOOL®

Tools for the toughest demands

Build something awesome

Step-by-step plan books for the coolest wooden toys in the world
by S.G. Devries

Available at
amazon



[The BIG Truck Plans](#)



[The BIG Steam Roller Plans](#)



[The BIG Dozer Plans](#)

All plan books include scale drawings of every part, hundreds of procedural photographs, and complete instructions.