



West Michigan Woodworkers Guild

January 2020
Newsletter

Vice President's Corner

By Dale Smith

With our Guild President Les Derusha and others away for the winter months, this would be an appropriate opportunity to remember how to keep connected with each other in the Woodworkers Guild of West Michigan.

You may know that we have a web site at <https://www.westmichiganwoodworkers.org/> which gives the basic information about the guild, location, meetings etc. and links to other useful sites. However, I recently have been discovering that our Facebook site is a fun, and rewarding resource. Even though I haven't used Facebook much before, I am now truly enjoying our Guild's site. It is well maintained, always fresh and useful for many woodworking subjects.

www.facebook.com/groups/wmiwwguild

Thanks to Tom McDonald, our informational director, who can assist anyone with how to join in on the activities on Facebook. You can participate in opportunities to buy or sell your used woodworking equipment, discover tips, ideas, and how-to videos. Also people are posting where to purchase wood, or to put in a want-ad for something you are looking for. I encourage you to share your show-and-tell projects as well. Even if we feel limited while the winter weather is upon us, you're invited to come in to the "Facebook Guild" page anytime and share your wood working experience.

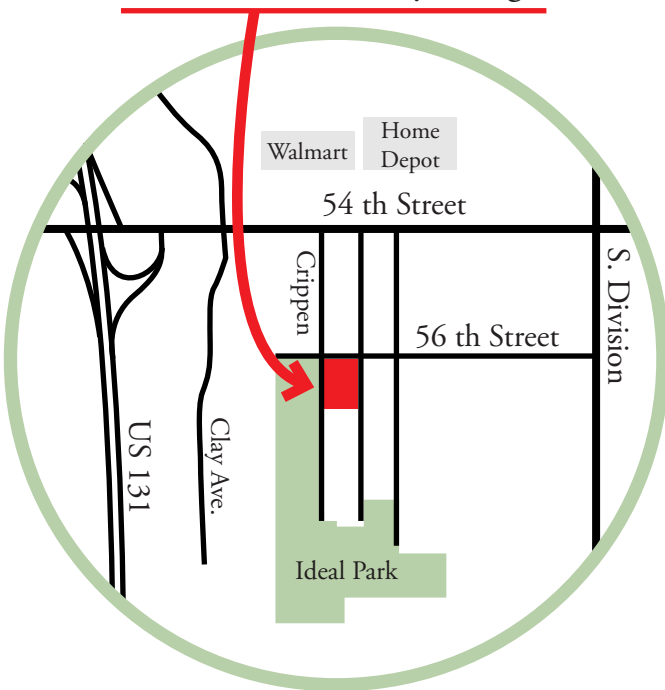
Next Meeting

Tuesday, January 14, 2020

7:00 PM to 9:30 PM

Ideal Park Christian Reformed
Church Activity Center

320 56th Street SW, Wyoming MI



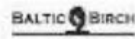
Remember that thing you've always
wanted to do?

Go do it.



Over the years Doug Scott has proven himself as a master furniture builder and continues to impress with his projects.

This stool is made from maple and walnut and has steam bent legs and a molded seat. (What? No swivel Doug?)



Visit Our New Walk-in Area!

3056 Walker Ridge Drive NW, Suite 'A'
Grand Rapids, MI 49544

616-784-9800

888-826-5528 Hardwoods-Inc.com

10% off listed price to those who show
membership card.

Chris Powers
Warehouse/Inside Sales
616-784-9800

Cpowers@hardwoods-Inc.com

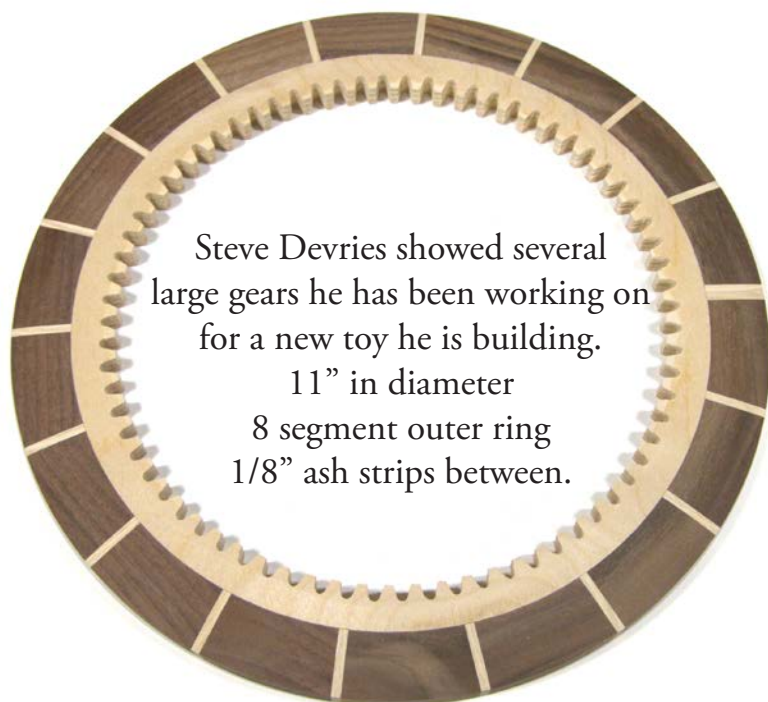


Case Vandermaas brought in a band saw circle jig he built. This jig can cut circles from 4"-40" in diameter.

The interesting thing about this jig is that it doesn't require a center pivot hole.



This jig is based off of a jig shown by the Inspire Woodcraft YouTube channel. Case made some modifications for his own version. The original video can be found here : https://www.youtube.com/watch?v=N6_2h-vo0jA&t=347s



Steve Devries showed several large gears he has been working on for a new toy he is building.

11" in diameter
8 segment outer ring
1/8" ash strips between.

EST 1928
WOODCRAFT®

**4265 28th Street SE
Grand Rapids, MI 49512
616-975-9663**


Get a free monthly flyer which highlights their Product Specials, Training Classes and in Store Demonstrations.'

To receive free mailers and catalogs, contact WOODCRAFT at the address shown above or email the Grand Rapids Woodcraft Store Manager.

woodcraft550@gmail.com



Dave (?) brought in a Backgammon board that he had made. The level of precision in making the wooden triangles intersect is astounding. Right down to the wooden chits this board is just breathtaking. Dave made this piece with a cherry exterior, then used walnut and maple for the inner triangles and chits.





Brian Beezhold built this 17th century joint stool just from looking at a photo in a book. It has no hardware — only mortise and tenon joints and pins to hold the top on. It is built from white oak.

The image doesn't show it very well but there is quite nice finish on this table. I could almost imagine finding something like this at an antique auction. Very nice.

Don Veld built two exterior signs for a company he knows. Building for exterior use is a bit different than building for the interior and Don did a nice job.

TONTIN

HARDWOODS & MILLWORKS

Retail & Wholesale Lumber Sales

565 Godfrey SW
Grand Rapids, MI 49503

Jeremy Stokes
General Manager

616-774-9332

jeremy@tontingr.com
www.tontingr.com



December presentation recap

by Steve Devries - presentation by Phil Miclea

Marquetry is a centuries old craft of using a variety of thin wood veneers to make intricate patterns on furniture, curios, floors, and almost anything made of wood. Phil Miclea gave an interesting presentation about some of the different types of marquetry including Packet Marquetry and Louis Cubes. I can imagine it would take people many years to master this craft.



Image from Depositphotos.com

As you can see, marquetry requires careful attention to detail and measuring exact angles.



Image from Shutterstock.com




Image from Pinterest.com

Louis cubes marquetry can be recognized by people from the 1980's as the "Q-bert" design.

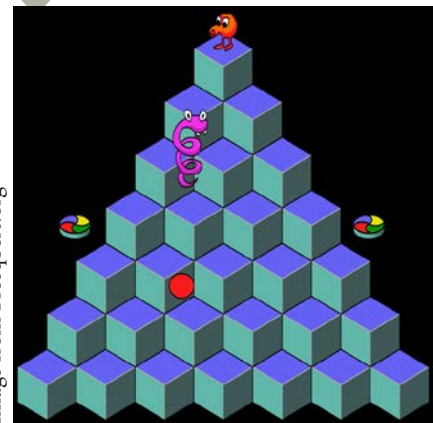


Image from Freeqbert.org

*The photos during the presentation turned out very blurry so I apologize for using stock footage to illustrate some of the things Phil talked about.

December Cool Tools

By Dale Smith



You don't have to be around woodworkers for very long to start hearing about Japanese style hand saws. They cut smoothly, are extremely versatile, and can produce fine quality craftsmanship right up there with the most expensive power tools. They can also be much faster to use when you need a quick cut — rather than setting up your cut on a miter or table saw, just grab the hand saw and you are done.

To try and explain what makes these types of saws special, and how to choose them is a difficult task. If you are interested, there is a very fine article that was published in Woodcraft Magazine in August of 2016. Here is the link :

https://www.woodcraft.com/blog_entries/choosing-using-japanese-saws

Craft Supplies USA

THE WOODTURNERS CATALOG

Woodturnerscatalog.com

1-800-551-8876

Provo, Utah 84606



Sanding Belts and Abrasives

Jim Schultz

Phone : 616-846-2550

Grand Haven, Michigan

<http://www.econoway.com/>

Special Pricing for Guild Members!

Guild clothing

By Mitch Hooglund

Guild shirts and hats are now available for ordering. Take a look below at the available options and prices. Ordering sooner rather than later will help us get a handle on the order size.

Mitch Hooglund will be handling this process so if you want to write a check, don't make it out to the Guild, talk with Mitch.



Long Sleeve T-shirt

\$15



Short Sleeve Pocket T-shirt

\$13



Washed Pigment Dyed Cay with Patch

\$15

*Please note the cap will have an embroidered logo, not a sewn-on patch.



Sport-Tek Polo

\$20



616-534-0701
800-526-7308
616-534-7221 FAX

TUBERGEN
Cutting Tools, Inc.
5252 Division Ave. S., Kentwood, MI 49548

www.tubergen.net sharp@tubergen.net

West Michigan Woodworkers Guild Board of Directors

President - Les Derusha
President@westmichiganwoodworkers.org

Vice President - Dale Smith
ahumanoid@hotmail.com

Secretary - Chris Taylor
taylor.christopher.james@gmail.com

Treasurer - Case Vander Maas
case.vm@gmail.com

Program Director - John Pflug
johnpflug2@gmail.com

Newsletter Editor - Steve Devries
newsletter@westmichiganwoodworkers.org

Guild Contact - Tom McDonald
information@westmichiganwoodworkers.org
616-706-8057

Board Members at Large
Patti Dooley
Rosepedal27@comcast.net

Greg Quist
Gquist43@gmail.com

Wayne Veneklasen
wvenekla@att.net

Jim Jakosh
jcj7815@att.net

Mltch Hoogland
mitch.hoogland@gmail.com

Web information

The Guild's Facebook page :
www.facebook.com/groups/wmiwwguild

The Guild's website :
www.westmichiganwoodworkers.org



SHERWIN-WILLIAMS®

Gustavo Diaz, Area Sales Manager
4499 Ivanrest Avenue, SW
Grandville, MI 49418
616-249-8137
sw1757@sherwin.com

FESTOOL®

Tools for the toughest demands

Build something awesome

Step-by-step plan books for the coolest wooden toys in the world
by S.G. Devries

Available at
amazon



[The BIG Truck Plans](#)



[The BIG Steam Roller Plans](#)



[The BIG Dozer Plans](#)

All plan books include scale drawings of every part, hundreds of procedural photographs, and complete instructions.